

- ☐ FI_Image_Surface

☐ FI_Copy_Surface

☒ FI_Printer

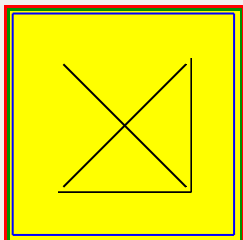
☐ FI_PostScript_File_Device
- ☒ Decorated Window

☐ Sub-window


☐ Group

GO


Clipping and rect(f):
Yellow rect.framed
by B-Y-G-R rect. 1 p.
thick. Your printer may
render very thin lines
surrounding "X"



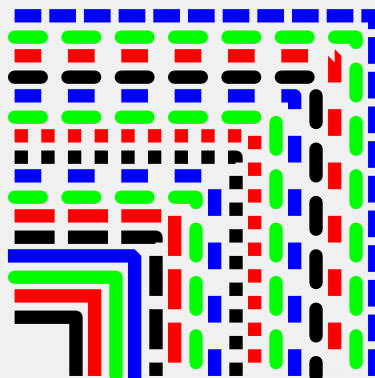
Integer primitives




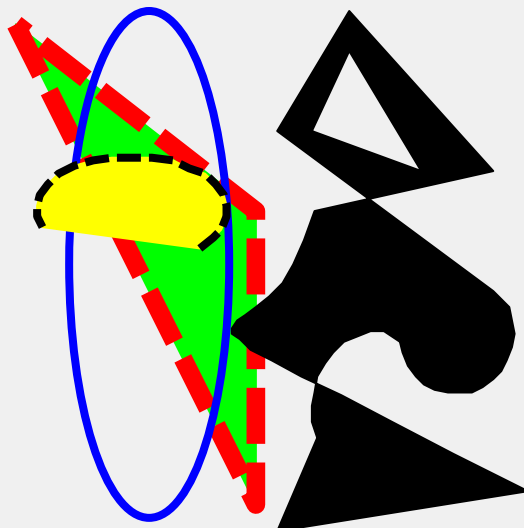
Sub-pixel drawing of
lines 1.63 points apart
On the screen you
can see aliasing, the
printer should render
them properly



Line styles



Complex (double) drawings:
Blue ellipse may not be
correctly transformed
due to non-orthogonal
transformation



Return



Hello, World

Plastic

☒ rad ☒ check



RGB with alpha



Pixmap



Bitmap